

SDAL-MED L5C

- 5 digital alarm inputs ON/ OFF (pressure switches) with the following configuration:
Low pressure LH/ RH/ Emergency banks and H/ L pressure line
- Alarm notification by 2 red LEDs and 3 yellow LEDs
- Acknowledge button for acoustic sound with alarm recovery function setting by a dip-switch (max. 15 min)
- Test button for acoustic and visual periodic check
- Programming jumper for inputs operation N.O. or N.C.
- Local network interface with protocol SDAMNet Plus or ModBus (option)
- Network address programming by a dip-switch;
- Auxiliary output switch for external cumulative alarm indicators
- Auxiliary output switch for external hooters
- 5 independent outputs reproducing the inputs status
- Visual and acoustic indications about alarm status in accordance with European standard ISO 7396-1 and EN 60601-1-8.

Typical application:

-Monitoring of 1st stage central unit for storage medical gases



Alarm signaling unit for
gas distribution pipeline


HOSPITAL ALARMS

CE 0425

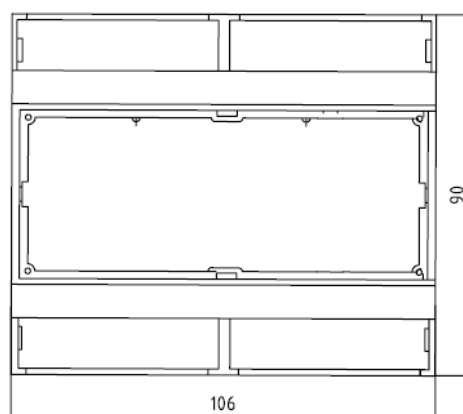
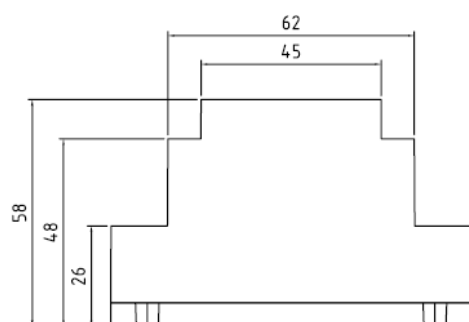
Compliant with 93/42/EEC
Medical Devices Directive - Class IIb

TECHNICAL SPECIFICATIONS

Power supply	230 Vac 50/60 Hz., P max. 5 VA, fuse 0,5 A
Visual indications	Power ON: LED Ø 5 mm, green Alarm status: LED Ø 5 mm, red high efficiency for emergency alarm; LED Ø 5 mm, yellow high efficiency for operative alarm
Alarm sound	Piezoelectric buzzer 85 dB @ 1 m
Inputs	5 isolated inputs until 2.500 V Power supply: internal 12 Vdc/ external 9-24 Vdc Configuration: N.O./ N.C. selectable Compatibility: traditional switches and solid-state contacts
Repeater outputs	5 isolated outputs until 2.500 V type transistor source V. max.: 28 Vdc, I max.: 30 mA Logic: N.C. (open=input in alarm) Configuration: positive common
Output signals	Cumulative alarm – open by one or more alarms (N.C. operation) External hooter – follows the unit acoustic signal (See Repeater outputs for electrical characteristics)
Housing	Plastic 6 modules DIN rail (EN 60715) in accordance with DIN 43380, PVC, dim. 106x90x(h)58 mm, IP34







Local network interface (option)	Isolated bidirectional RS485 protocol SDAMNet Plus or ModBus
Weight	380 g
Operating temperature	-10...50 °C
Reference standards and directives	93/42/EEC, 2014/30/EU EMC, 2014/35/EU LVD, EN60601-1, ISO 7396-1, EN 60601-1-8, EN61000-6-1, EN61000-6-3, RoHS 2011/65/UE  0425

DIMENSIONS



dimensions in mm

PRODUCT CODES

CODE	DESCRIPTION
0002-26-000	SDAL-MED L5C: alarm signaling unit for 1 st stage central unit of storage medical gases  0425
0002-26-001	SDAL-MED L5C with RS485: alarm signaling unit for 1 st stage central unit of storage medical gases with RS485 local network interface protocol SDAMNet Plus/ SDAMNet  0425
0002-26-002	SDAL-MED L5C with RS485: alarm signaling unit for 1 st stage central unit of storage medical gases with RS485 local network interface protocol ModBus/ SDAMNet Plus  0425
0002-26-X00	SDAL-MED L5C: alarm signaling unit for 1 st stage central unit of storage medical gases – customized labeling -  0425
0002-26-X01	SDAL-MED L5C with RS485: alarm signaling unit for 1 st stage central unit of storage medical gases with RS485 local network interface protocol SDAMNet Plus/ SDAMNet – customized labeling -  0425
0002-26-X02	SDAL-MED L5C with RS485 alarm signaling unit for 1 st stage central unit of storage medical gases with RS485 local network interface protocol ModBus/ SDAMNet Plus – customized labeling -  0425